

E.M.G. YADAVA WOMEN'S COLLEGE, MADURAI – 625 014.
(An Autonomous Institution – Affiliated to Madurai Kamaraj University)
Re-accredited (3rd Cycle) with Grade **A+** & **CGPA 3.51** by NAAC

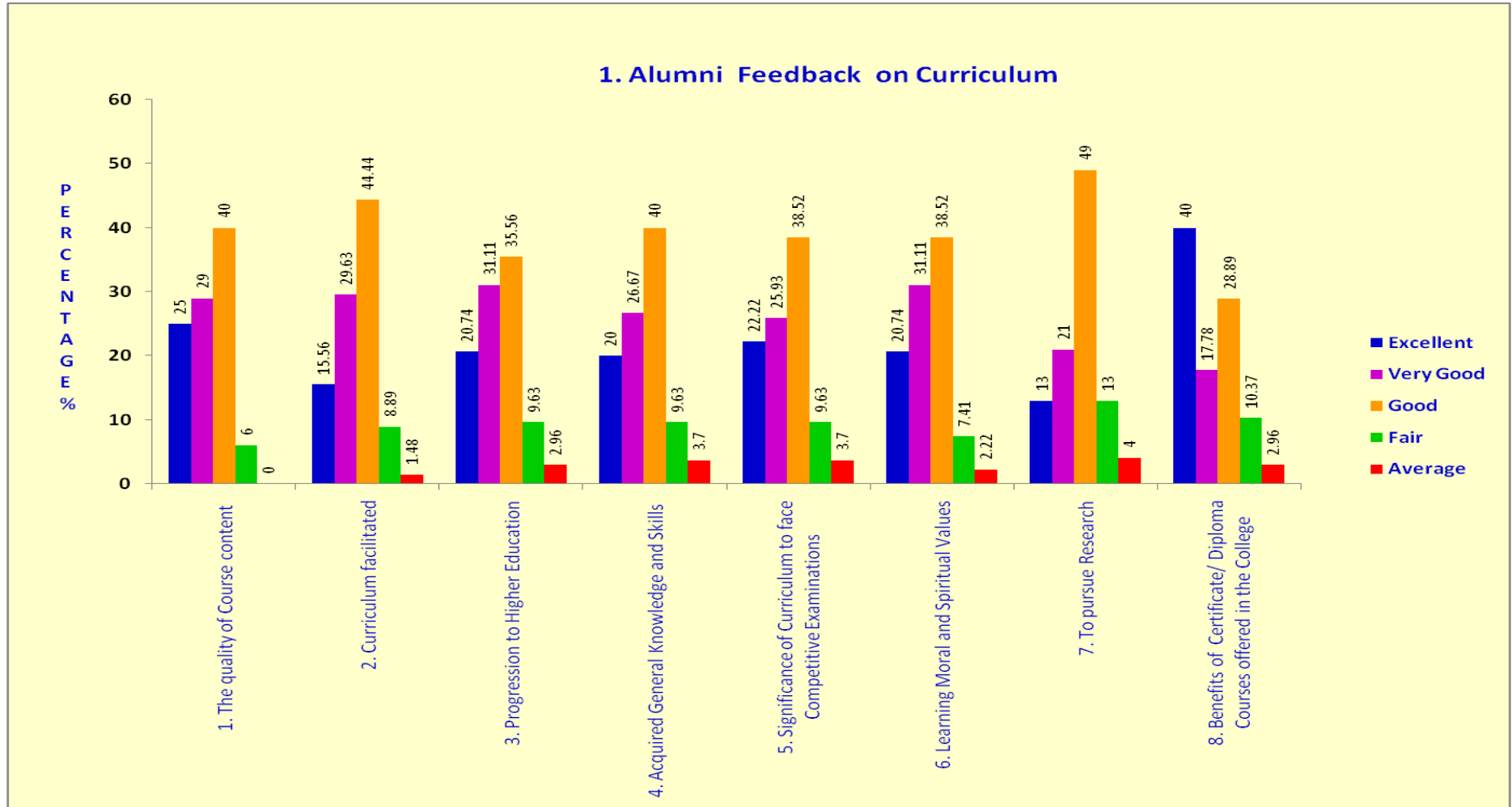


FEEDBACK ANALYSIS
2023 - 2024

The Internal Quality Assurance Cell (IQAC) at EMG Yadava Women's College aims to improve the quality of education and nurture a culture of excellence within the institution. This feedback report summarizes the perspectives and insights gathered from different stakeholders, such as students, faculty, alumni, and employers, for the academic year 2023-2024. Following the analysis of the feedback, appropriate actions were taken.



E.M.GOPALAKRISHNA KONE YADAVA WOMEN'S COLLEGE, MADURAI-625014
(An Autonomous Institution –Affiliated to Madurai Kamaraj University)
Re-accredited (3rd Cycle) with Grade A+&CGPA 3.51 by NAAC





E.M.GOPALAKRISHNA KONE YADAVA WOMEN'S COLLEGE, MADURAI-14
(An Autonomous Institution –Affiliated to Madurai Kamaraj University)
Re-accredited (3rd Cycle) with Grade A+ & CGPA 3.51 by NAAC

ALUMNI FEEDBACK ANALYSIS REPORT 2023-2024

The alumni feedback was collected to assess the curriculum structure, teaching quality, and overall infrastructure. The survey was divided into several key areas, each analysing different aspects of the curriculum, teaching abilities of the faculty, and evaluation. The feedback offers valuable insights into student needs and preferences, guiding decisions to enhance the overall student experience. The report presents an analysis of the Alumni Online Survey conducted for the academic year 2023-2024 through Google Form, <https://forms.gle/3CVEG26Xtd3VCVBH8>. This report includes an analysis of the responses across different categories, along with recommendations and actions taken based on the feedback.

1. CURRICULUM CONTENT AND RELEVANCE

1. The Quality of Course Content:

- **Excellent: 25%, Very Good: 29%, Good: 40%, Fair: 6%, Average: 0%**

Analysis: The feedback indicates that 94% of alumni rated the course content between “Good” and “Excellent.” This reflects a strong satisfaction level regarding the quality of the course content.

2. Curriculum-Facilitated Progression to Higher Education:

- **Excellent: 15.56%, Very Good: 29.63%, Good: 44.44%, Fair: 8.89%, Average: 1.48%**

Analysis: With 89.63% of alumni rating it as “Good” or better, the curriculum's ability to aid in progressing to higher education appears robust. However, there is still a small area for improvement as 8.89% found it only satisfactory.

3. Progression to Higher Education:

- **Excellent: 20.74%, Very Good: 31.11%, Good: 35.56%, Fair: 9.63%, Average: 2.96%**

Analysis: Nearly 87% of respondents indicated positive feedback (Excellent to Good) on how the curriculum supports progression to higher education, suggesting that alumni feel prepared for further studies.

4. **Acquired General Knowledge and Skills:**

- **Excellent: 20%, Very Good: 26.67%, Good: 40%, Fair: 9.63%, Average: 3.7%**

Analysis: A significant portion of alumni (86.67%) agreed that the curriculum provided them with the necessary general knowledge and skills.

5. **Significance of Curriculum in Facing Competitive Exams:**

- **Excellent: 22.22%, Very Good: 25.93%, Good: 38.52%, Fair: 9.63%, Average: 3.7%**

Analysis: A positive response from over 86% of respondents indicates that the curriculum helps alumni to be well-prepared for competitive exams.

6. **Learning Moral and Spiritual Values:**

- **Excellent: 20.74%, Very Good: 31.11%, Good: 38.52%, Fair: 7.41%, Average: 2.22%**

Analysis: Nearly 90% of respondents rated the curriculum positively regarding the inclusion of moral and spiritual values, indicating that alumni found it to support ethical and value-based learning.

7. **To Pursue Research:**

- **Excellent: 13%, Very Good: 21%, Good: 49%, Fair: 13%, Average: 4%**

Analysis: Alumni responses indicate that while 49% found the curriculum “Good” in facilitating research opportunities, there is room for growth in enhancing research-related elements in the curriculum.

8. **Benefits of Certificate/Diploma Courses Offered in the College:**

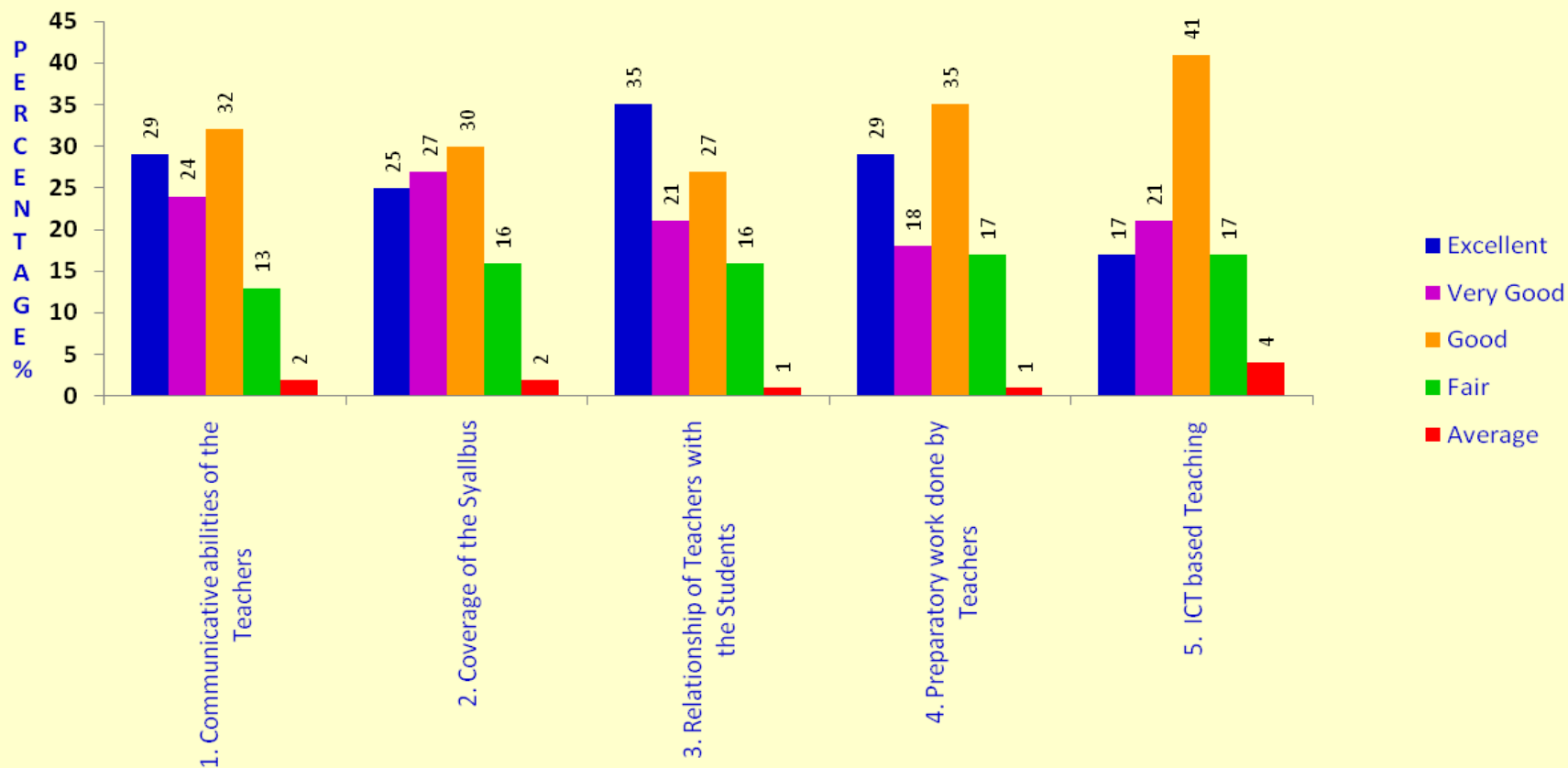
- **Excellent: 40%, Very Good: 17.78%, Good: 28.89%, Fair: 10.37%, Average: 2.96%**

Analysis: With 86.67% positive feedback, alumni greatly appreciated the value added by the certificate and diploma courses offered by the college.



E.M.GOPALAKRISHNA KONE YADAVA WOMEN'S COLLEGE, MADURAI-14
(An Autonomous Institution – Affiliated to Madurai Kamaraj University)
Re-accredited (3rd Cycle) with Grade A+ & CGPA 3.51 by NAAC

2. Alumni Feedback on Teaching Abilities of the Faculties



2. TEACHING ABILITIES OF THE FACULTY

1. Communicative Abilities of the Teachers:

- **Excellent:** 29%, **Very Good:** 24%, **Good:** 32%, **Fair:** 13%, **Average:** 2%
Analysis: Most alumni (85%) rated the teachers' communication skills positively, indicating a strong connection between students and faculty.

2. Coverage of the Syllabus:

- **Excellent:** 25%, **Very Good:** 27%, **Good:** 30%, **Fair:** 16%, **Average:** 2%
Analysis: Over 82% felt that the syllabus was well-covered, with the majority giving positive ratings.

3. Relationship of Teachers with Students:

- **Excellent:** 35%, **Very Good:** 21%, **Good:** 27%, **Fair:** 16%, **Average:** 1%
Analysis: Alumni were particularly pleased with the relationship between teachers and students, with 83% giving positive feedback.

4. Preparatory Work Done by Teachers:

- **Excellent:** 29%, **Very Good:** 18%, **Good:** 35%, **Fair:** 17%, **Average:** 1%
Analysis: Teachers' preparatory work was highly regarded, with over 82% of alumni satisfied with their efforts.

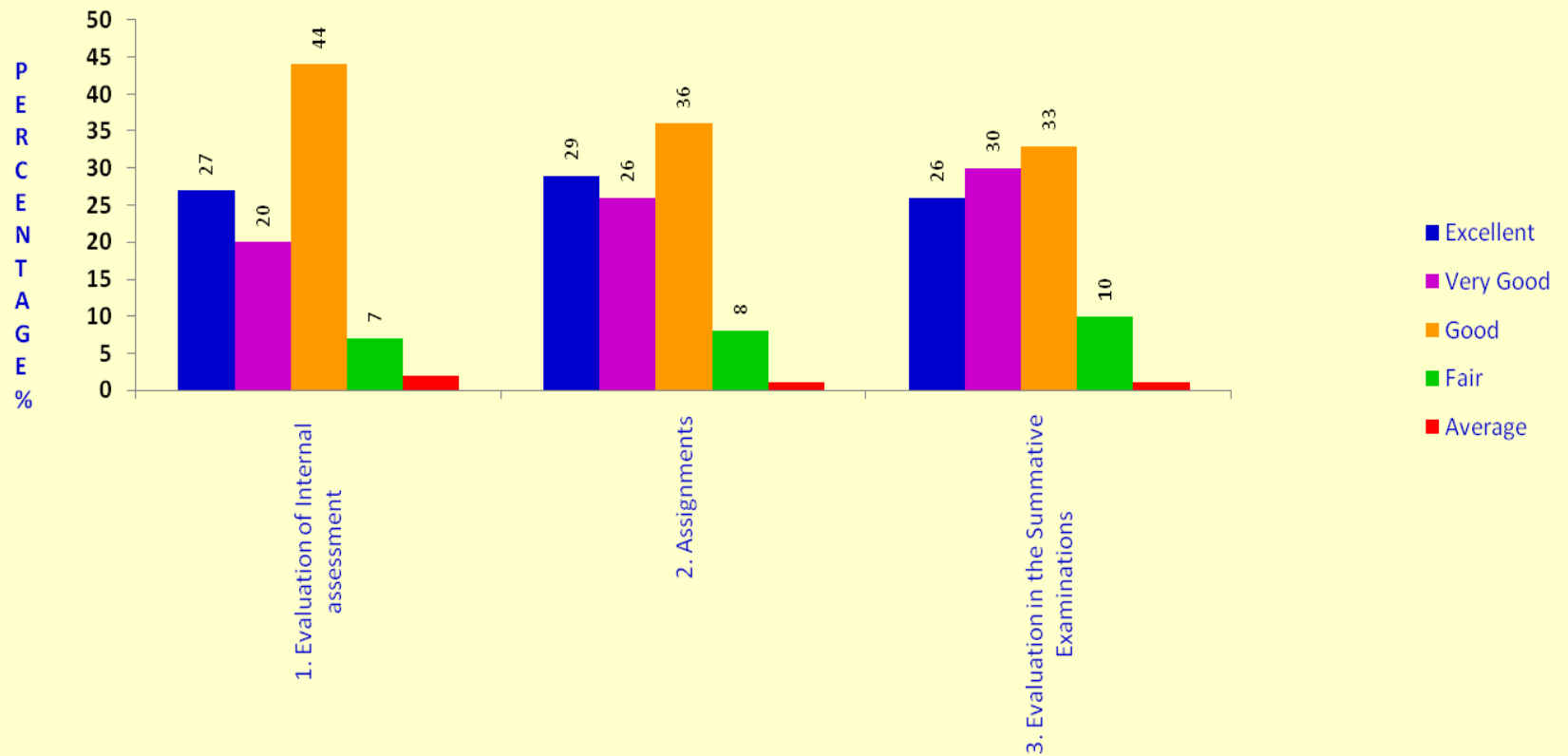
5. ICT-Based Teaching:

- **Excellent:** 17%, **Very Good:** 21%, **Good:** 41%, **Fair:** 17%, **Average:** 4%
Analysis: The feedback on ICT-based teaching shows that while 79% of alumni found it to be effective, there remains room for improvement in fully integrating technology into teaching practices.



E.M.GOPALAKRISHNA KONE YADAVA WOMEN'S COLLEGE, MADURAI-14
(An Autonomous Institution – Affiliated to Madurai Kamaraj University)
Re-accredited (3rd Cycle) with Grade A+ & CGPA 3.51 by NAAC

3. Alumni Feedback on Evaluation



3. EVALUATION AND ASSESSMENT

1. Evaluation of Internal Assessment:

- **Excellent: 27%, Very Good: 20%, Good: 44%, Fair: 7%, Average: 2%**

The internal assessment evaluation system was positively rated by 91% of alumni.

2. Assignments:

- **Excellent: 29%, Very Good: 26%, Good: 36%, Fair: 8%, Average: 1%**

Alumni were highly satisfied with assignments, with 91% rating them between “Good” and “Excellent.”

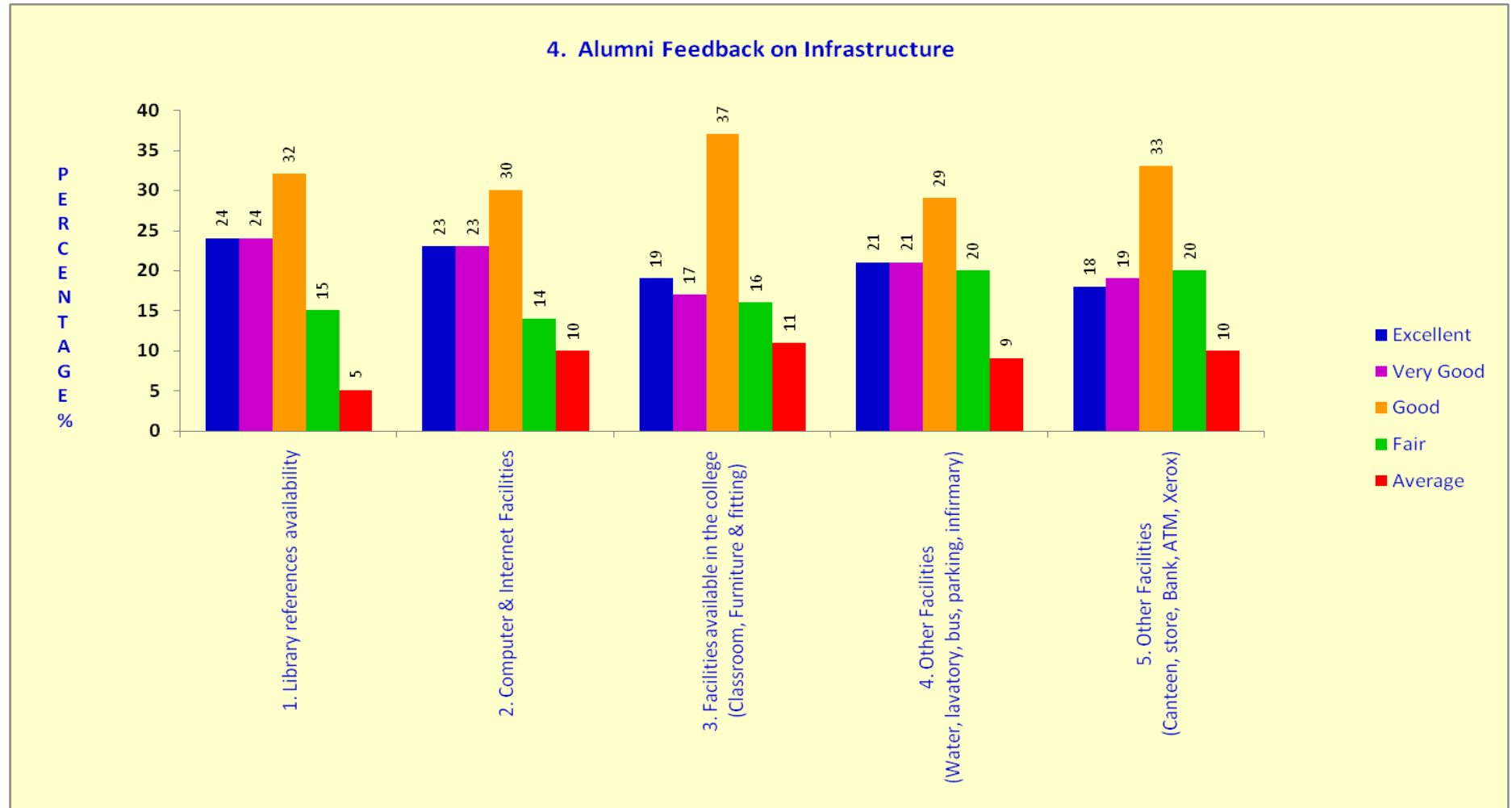
3. Evaluation in Summative Examinations:

- **Excellent: 26%, Very Good: 30%, Good: 33%, Fair: 10%, Average: 1%**

Around 89% of alumni were satisfied with the evaluation process during summative examinations.



E.M.GOPALAKRISHNA KONE YADAVA WOMEN'S COLLEGE, MADURAI-14
(An Autonomous Institution – Affiliated to Madurai Kamaraj University)
Re-accredited (3rd Cycle) with Grade A+ & CGPA 3.51 by NAAC



4. FACILITIES AND INFRASTRUCTURE

1. Library Reference Availability:

- **Excellent: 24%, Very Good: 24%, Good: 32%, Fair: 15%, Average: 5%**

With 80% positive responses, library facilities are seen as a valuable resource, although 15% found room for improvement.

2. Computer & Internet Facilities:

- **Excellent: 23%, Very Good: 23%, Good: 30%, Fair: 14%, Average: 10%**

About 76% of alumni were satisfied with the computer and internet facilities, while 24% felt that there is scope for improvement.

3. Classroom, Furniture, and Fittings:

- **Excellent: 19%, Very Good: 17%, Good: 37%, Fair: 16%, Average: 11%**

73% of alumni rated classroom facilities positively, though 27% found the facilities less Fair.

4. Other Facilities (Water, Lavatory, Bus, Parking, Infirmary):

- **Excellent: 21%, Very Good: 21%, Good: 29%, Fair: 20%, Average: 9%**

While 71% of alumni were satisfied with general facilities, a notable 29% indicated room for improvement.

5. Other Facilities (Canteen, Store, Bank, ATM, Xerox):

- **Excellent: 18%, Very Good: 19%, Good: 33%, Fair: 20%, Average: 10%**

Similarly, 70% of alumni were satisfied, while 30% highlighted areas for further development in terms of ancillary services like canteens and stores.